






FUTURE DEVELOPMENT

MONTY'S POOL AND POND
(COMING 2027)



KEY

-  TRAILS
-  Autograph Homes (1,700 sq ft – 2,600 sq ft)
-  Coventry Homes (1,400 sq ft – 3,200 sq ft)
-  David Weekley Homes (1,400 sq ft – 3,200 sq ft)
-  Drees Custom Homes (2,900 sq ft – 4,800 sq ft)
-  DSLD Homes (1,500 sq ft – 3,600 sq ft)
-  Highland Homes (2,100 sq ft – 4,000 sq ft)
-  Partners In Building (3,800 sq ft – 6,000 sq ft)
-  Perry Homes (2,200 sq ft – 4,100 sq ft)
-  Pulte Homes (1,600 sq ft – 3,300 sq ft)
-  Future Models

Future planned development area. This map exhibit is for illustrative purposes only and is not a guaranty that future development will be constructed as shown. (6/26)